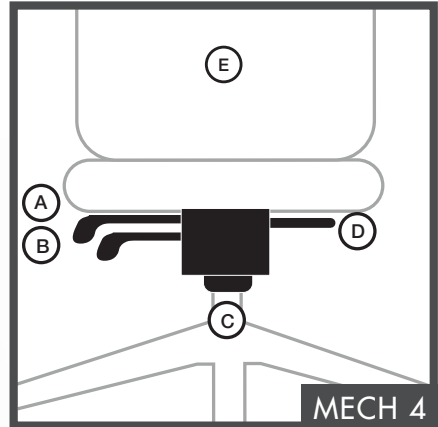




GRESHAM

# ADLINGTON



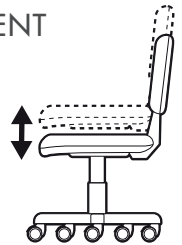
## A SEAT HEIGHT ADJUSTMENT

### To lift:

Remove body weight from seat, press lever upwards.

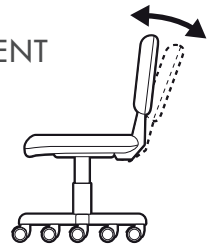
### To lower:

Sit on seat, press lever upwards.



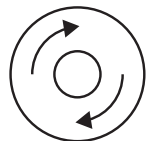
## B BACK ANGLE ADJUSTMENT

Lift lever to release, when backrest is in desired position, press lever down to locked position.



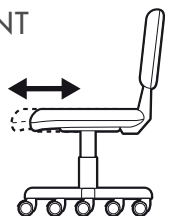
## C MECHANISM TENSION ADJUSTMENT

Turn handle clockwise to increase tension and then anti-clockwise to release.



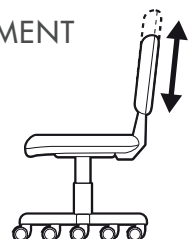
## D SEAT DEPTH ADJUSTMENT

Lift lever to release, push forward or backward to desired position, release to lock.

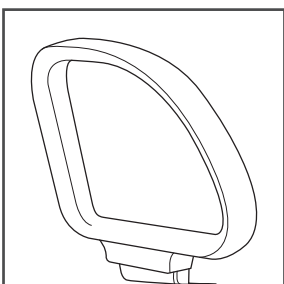


## E BACK HEIGHT ADJUSTMENT

Lift back to increase height. Push down on back to decrease height.



## ARMS



A2

Black Fixed Arms