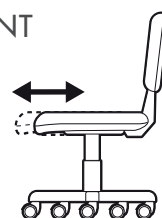


A SEAT DEPTH ADJUSTMENT

Turn lever forward and slide seat.

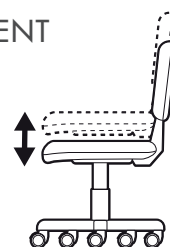
Button:
Press button at end of lever to lock back angle.



B SEAT HEIGHT ADJUSTMENT

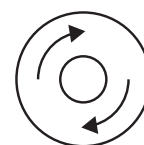
To lift:
Remove body weight from seat, turn lever forwards. To lower, sit on seat and turn lever backwards.

Button:
Press button at end of lever to lock seat angle.

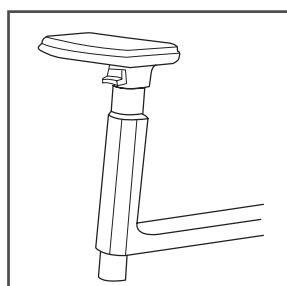


C MECHANISM TENSION ADJUSTMENT

Twist handle clockwise to increase tension and then anti-clockwise to release.



ARMS



A22

Multi-function Push Button Arms

Adjustment:



Push Button to Adjust Height

Release Lever to Adjust Width

Move Pad to Adjust Depth & Angle