



Reece





Superior comfort levels through use of polyester fibre cushions and Reflex® foam padding.

Exterior panels keep frame materials to a minimum, with finish options of fully Upholstered, Birch plywood, Valchromat, Bamboo or Recycled Plastic panels.

When Recycled plastic board is specified, the product contents equate to over 83% Recycled materials, based on volume by weight. Designed to be easily disassembled at the end of the product's life, component materials can be separated making it 100% Recyclable.

Steel legs powder coated in 7 colours as standard. Custom colours available on request.

Reece



Armchair
REC-01
H820 x W975 x
D900 x SH420mm



Two Seat
REC-02
H820 x W1725 x
D900 x SH420mm



Large Two Seat
REC-03
H820 x W2125 x
D900 x SH420mm



Corner Unit
REC-04
H820 x W900 x
D900 x SH420mm



**Single Seat
w. One Arm**
Right: REC-05a
Left: REC-05b
H820 x W865 x
D900 x SH420mm



**Two Seat
w. One Arm**
Right: REC-06a
Left: REC-06b
H820 x W1615 x
D900 x SH420mm



**Three Seat
w. One Arm**
Right: REC-07a
Left: REC-07b
H820 x W2365 x
D900 x SH420mm

Modular Units: One Arm units must be used in combination with a Corner unit. Linking kits are supplied.
Illustrations show Right Hand versions.

Tables:







Ø300mm **Side Tables** can be added to either armrest.

350mm deep **Drop-in Desks** can be added to the backrests.

Tables tops available in any of the solid surfaces, as per frame finishes.



Frame Finishes:



Leg Finishes:



Any RAL colour available on request.